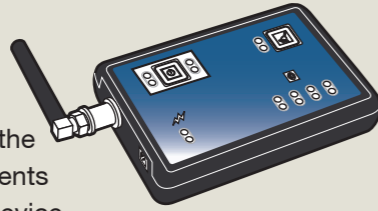


# Ericsson Mobile Health - Lifestyle

## Short manual

### Communication Device



- Press the ON/OFF button to switch on or off the device. Before starting any of the measurements make sure to switch on the communication device.
  - Press the EVENT button to draw your caregiver's attention to a specific measurement.
  - Charge the Communication Device after use.
- ⚠ The communication device contains radio transmitters and must therefore be switched off in environments which usually require mobile phones to be switched off.

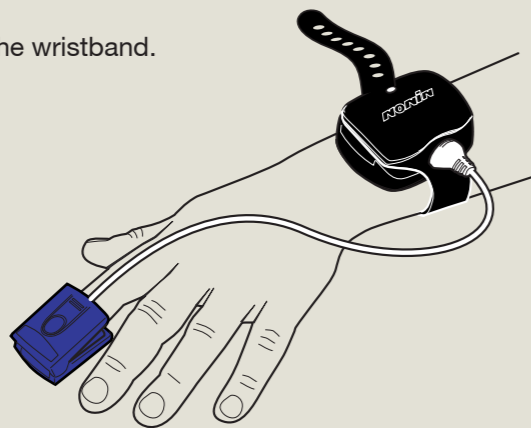
Measurement data from the sensors are transferred to the Communication Device using Bluetooth. The Communication Device sends the measurement data to a server over the mobile telephony system.

### Avant 4100, Pulse Oximeter

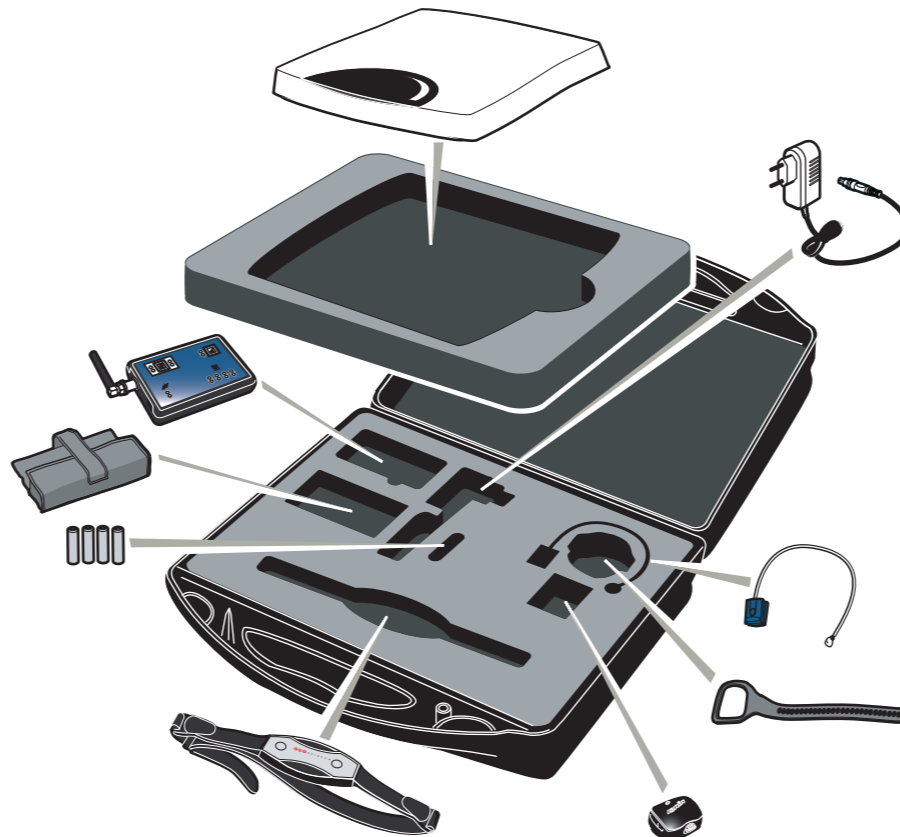
- Connect the finger-clip cable to the Avant 4100.
- Secure the wristband to your wrist and insert your finger to the finger-clip.
- Relax and perform the measurement according to your caregiver's advice.

#### After measurement

- Remove the finger-clip and the wristband.



The Ericsson Mobile Health Unit, Lifestyle, provides a solution for monitoring a patient's health status at home. The caregiver can view and analyze the measurements using a web based interface.

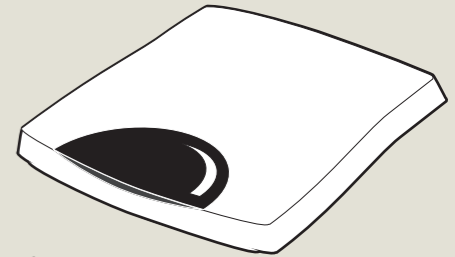


### IMPORTANT

- ⚠ Always follow your caregiver's instructions.
- ⚠ Read the manuals for all devices before use.
- ⚠ Data is transmitted automatically. Do not let anyone else use the devices.
- ⚠ Contact your caregiver if any problem occurs with the devices, or if any devices are damaged.
- ⚠ Return the EMH Unit to your caregiver after use.

### Selfcheck Scale

- Step on the scale.
- Wait until a single beep can be heard. The weight is displayed and the measured value is transferred to the communication device.
- Step off the scale.



### ECG CorBelt, ECG Chest Strap

- Insert the battery in the ECG CorBelt to switch on the device. The self test starts.
- Wait for two short beeps within 3 seconds. Refer to the manual if the self test fails.
- Apply the ECG CorBelt to your chest according to your caregiver's instruction.
- Relax and perform the measurement according to your caregiver's advice.

#### After measurement

- Remove the ECG CorBelt and switch off the device by removing the battery.

